

AD-25-V-100-055

Evaporative cooler with bottom air outlet



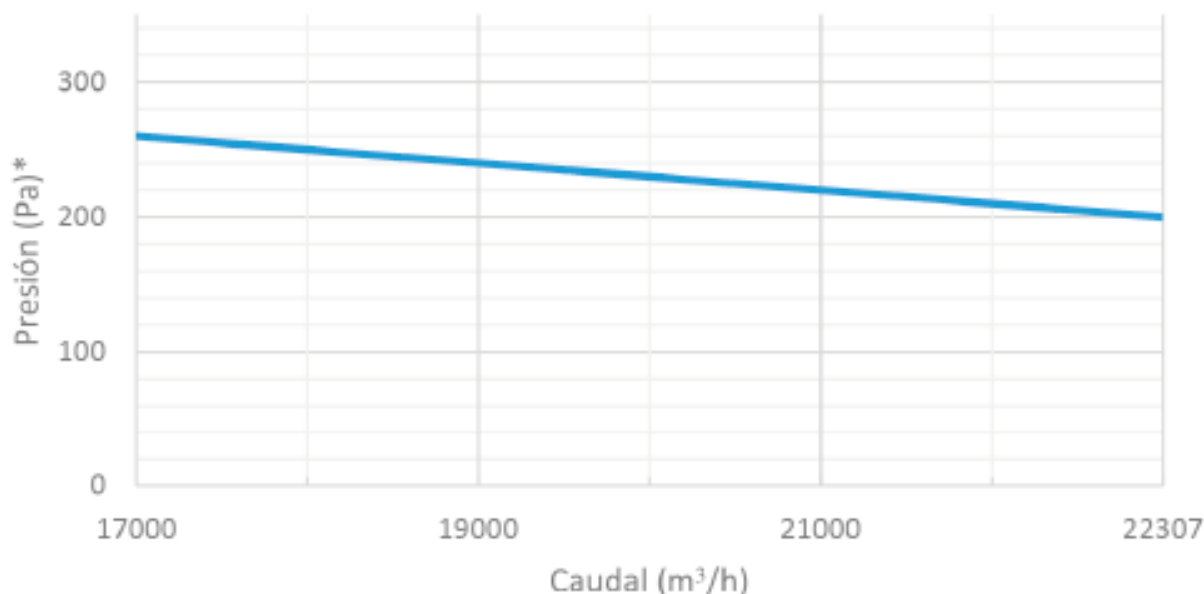
	DESCRIPTION	UNITS	DATA
AIR FLOW	Air flow	m ³ /h	22.307
	Available static pressure	Pa	103
ENGINE	Rated power	kW	5,50
	Nominal consumption	A	11,10 A (400V III) 20,20 A (220V III)
	Speeds	Units	1 speed / frequency inverter
	Tension	V/Phases/Hz	400/III/50 Hz
	Regulation type	-	1 speed / frequency inverter
FAN	Typo	-	Centrifuge
	Diameter	mm	-
	Speed	Rpm	649 (PM-112 PV-250)
	Drive belts	Units	2 x XPA 1700
PUMP	Model	-	WILO TM 32/7
	Power / Nominal consumption	-	250W / 1,50 A
	Flow (2m height)	l/m	115
	Tension	V/Phases/Hz	230/I/50
	Level switch	-	Yes
COOLING	Panel type	-	5090
	Dimensions	mm	1000x600x100
	Quantity	Units	8
	Total panel surface	m ²	4,80
	Panel air speed	m/s	1,29
	Panel efficiency	%	89
	Temperature impulsión (40°C – 30% HR)	°C	26,7 °C
Pre filter G4	-	Optional	
SOUND LEVEL	Sound level	dB (A) 3m	74
CONNECTIONS	Inlet solenoid valve	Inches	½"
	Water evacuation	Inches	1 ¼"
	Overflow	Inches	1"
CLEANING SYSTEM	Automatic emptying	-	Yes
	UV lamp	-	Optional
CONTROL TYPE	Electric panel 1 speed	-	Optional
	Electric panel with frequency inverter	-	Optional
DIMENSIONS	Overall dimensions	Width/Length/Height	1510x1510x1398mm
	Mouthpiece connexion dimensions	Width/length	850x850mm
	Empty weight / operating	Kg	350 / 433
CERTIFICATES			CE

AD-25-V-100-055

Evaporative cooler with bottom air outlet



Prestaciones AD-25 (5,5 kW)



Standard design details

- Water tray made of polyamide
- Corner and central posts in stainless steel AISI-304
- Top roof and inlet grilles in galvanised steel with polyester powder coating (INOX version in AISI-304)
- Cooling panels type 5090 of 100mm thick
- Centrifugal fan unit with forward blades and hot-dip galvanised frame
- Automatic draining system patented by MET MANN
- SCHAEFFLER CORROTECT corrosion-resistant bearings with protective caps
- Maintenance-free QUAD-POWER4 power transmission belts from GATES
- WILO IP 68 water pump with level switch
- High efficiency electric motor IE3 IP 55
- Normally closed inlet solenoid valve
- Half-turn opening system for access to the inside of the unit
- Base stand with legs supplied as standard for ease of transport and installation

Custom manufacturing

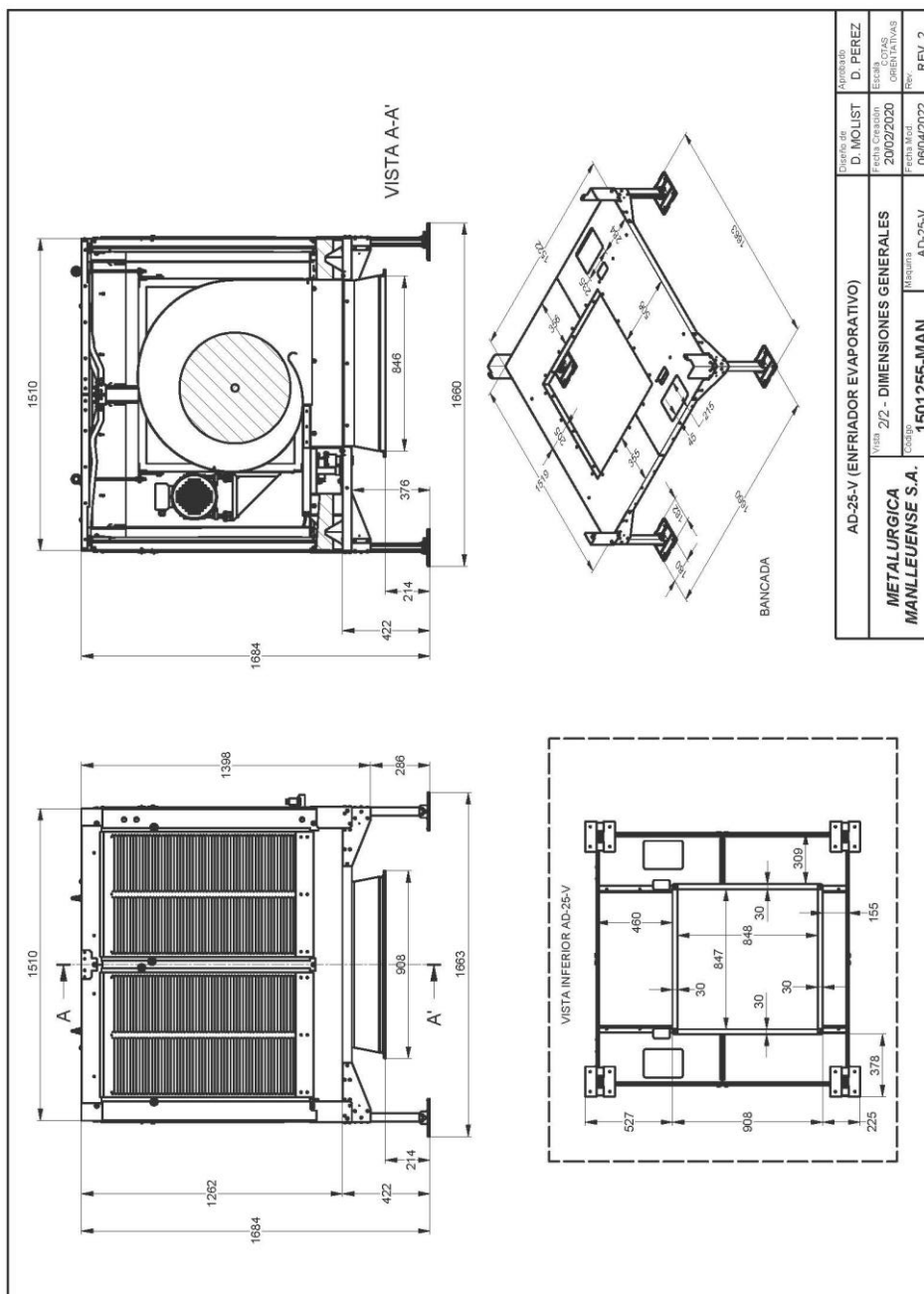
- Air filtration to comply with BRC food standards
- Customized air flows and pressures
- ATEX motors for explosive environments, etc...

AD-25-V-100-055

Evaporative cooler with bottom air outlet



Overall dimensions

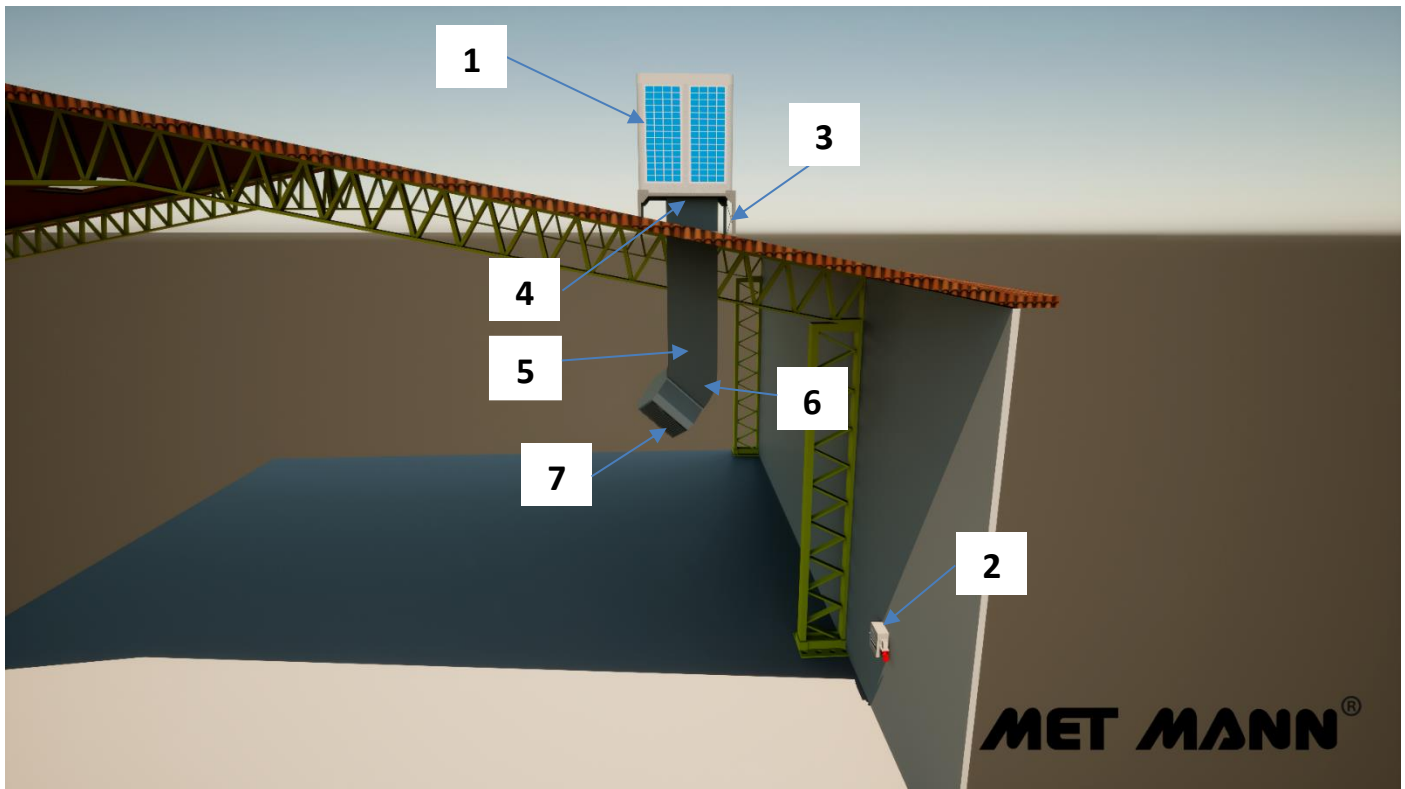


AD-25-V-100-055

Evaporative cooler with bottom air outlet



Installation on roof with diffuser 3 outputs




POSITION	DESCRIPTION	UNITS	STANDARD	INOX
01	Evaporative cooler AD-25-V-100-055	1	15012551055S	15012551055I
02	Electric panel 1 speed / frequency inverter	1	0415CMS055400	0415CF055400
03	Base stand support KBT-40	1	03091501040	
04	Flexible joint JE-850 (850x850)	1	1805AV8585	
05	Straight section TR-850 (850x850x1000)	1	1805TR850	
06	Curved section TC-40 45°o 90° (850x850)	1	-	
07	3-way air diffuser DCH-3-40	1	0323150140301	
-	Pre filter PG4-25	8	04150125G412	04150125G412I
-	UV WATER treatment	1	031501101010M	
-	Protective case FU-25-V	1	03021502025V	

AD-25-V-100-055

Evaporative cooler with bottom air outlet



Installation on roof with diffuser 6 outputs



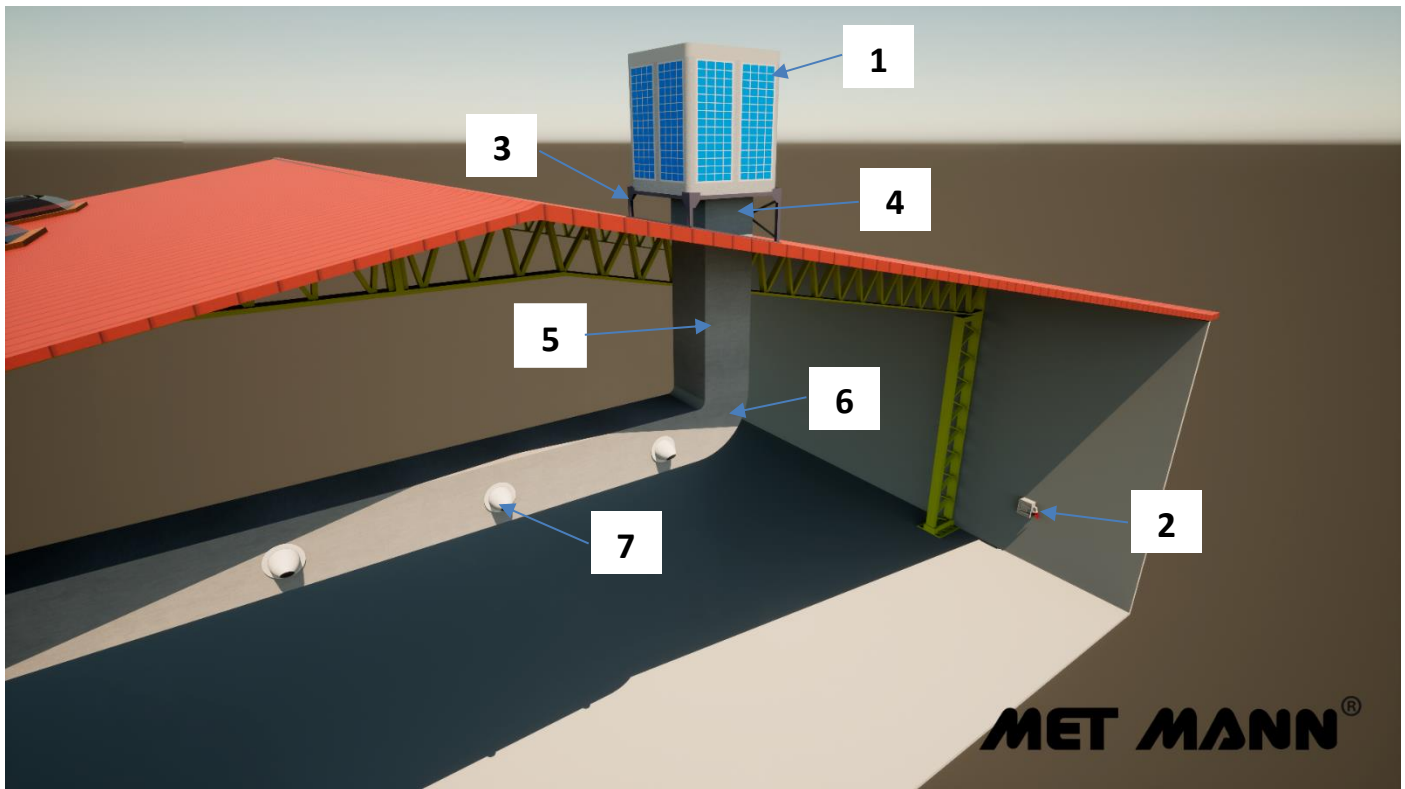
POSITION	DESCRIPTION	UNITS	STANDARD	INOX
01	Evaporative cooler AD-25-V-100-055	1	15012551055S	15012551055I
02	Electric panel 1 speed / frequency inverter	1	0415CMS055400	0415CF055400
03	Base stand support KBT-40	1	03091501040	
04	Flexible joint JE-850 (850x850)	1	1805AV8585	
05	Straight section TR-850 (850x850x1000)	1	1805TR850	
06	6-way air diffuser DCH-6-40	1	0323150140601	
-	Pre filter PG4-25	8	04150125G412	04150125G412I
-	UV WATER treatment	1	031501101010M	
-	Protective case FU-25-V	1	03021502025V	

AD-25-V-100-055

Evaporative cooler with bottom air outlet



Installation on roof with impulsion nozzles



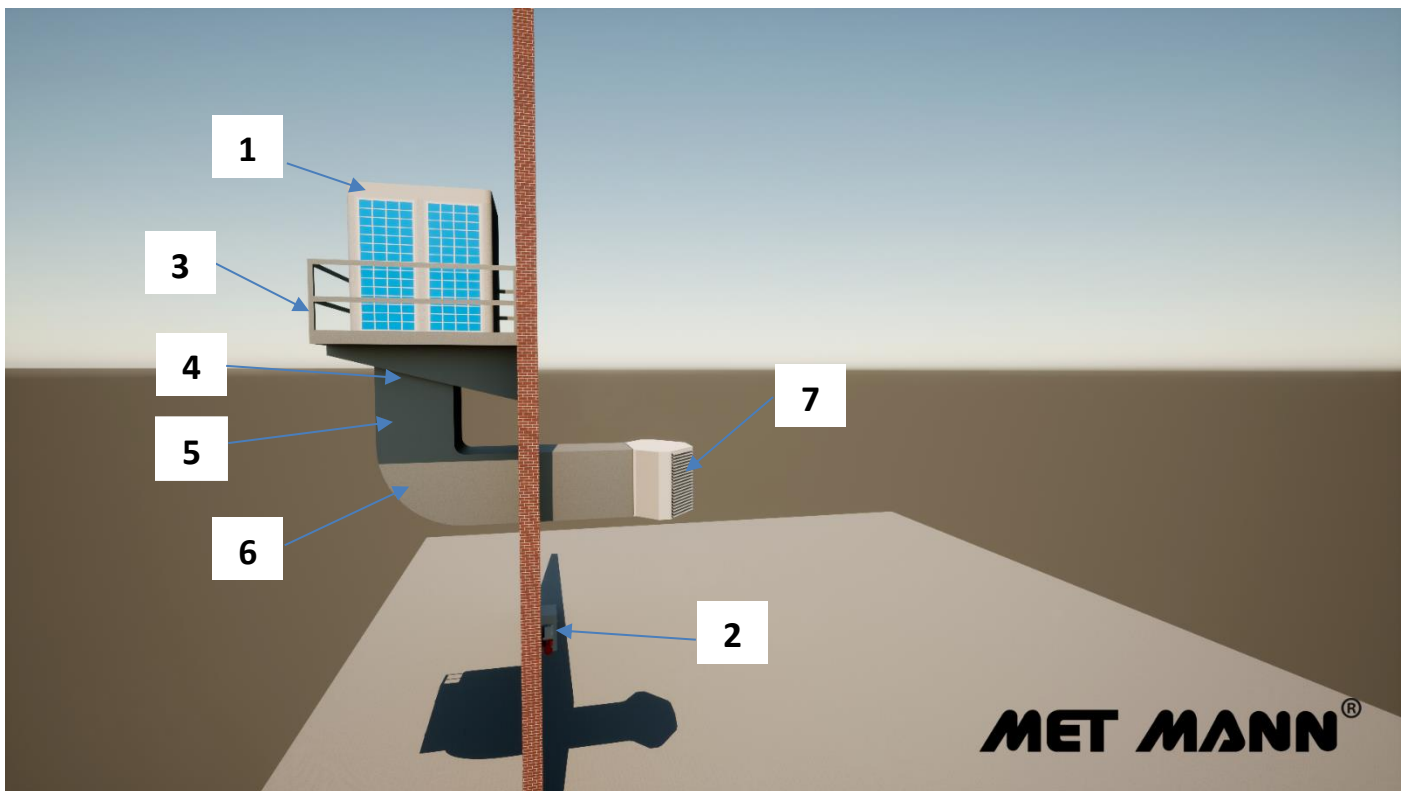
POSITION	DESCRIPTION	UNITS	STANDARD	INOX
01	Evaporative cooler AD-25-V-100-055	1	15012551055S	15012551055I
02	Electric panel 1 speed / frequency inverter	1	0415CMS055400	0415CF055400
03	Base stand support KBT-40	1	03091501040	
04	Flexible joint JE-850 (850x850)	1	1805AV8585	
05	Straight section TR-850 (850x850x1000)	1	1805TR850	
06	Curved section 90° TC-850 (850x850)	1	1805TC850	
07	High induction nozzles CI-300	1	04150PAKCONO	
-	Pre filter PG4-25	8	04150125G412	04150125G412I
-	UV WATER treatment	1	031501101010M	
-	Protective case FU-25-V	1	03021502025V	

AD-25-V-100-055

Evaporative cooler with bottom air outlet



Wall installation with diffuser 3 outputs



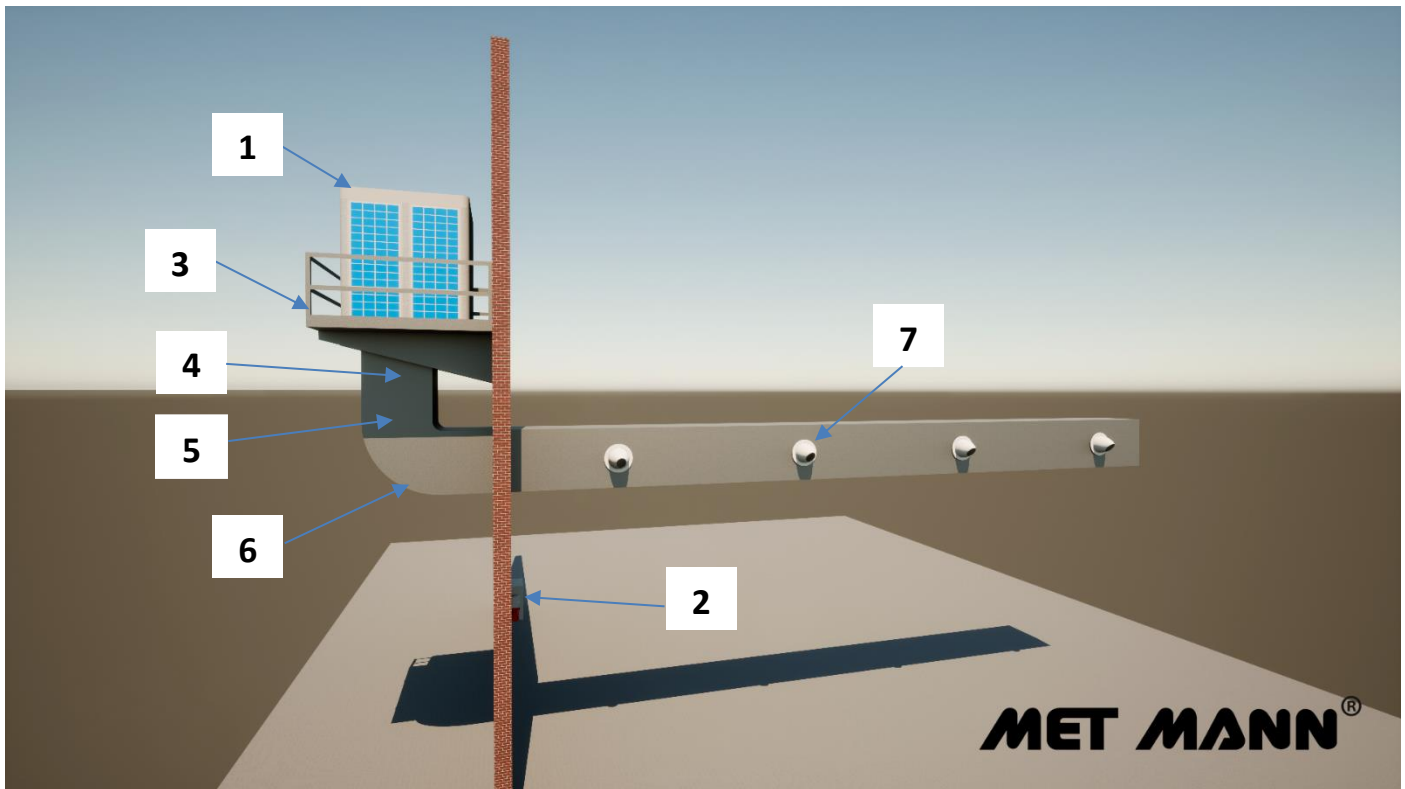
POSITION	DESCRIPTION	UNITS	STANDARD	INOX
01	Evaporative cooler AD-25-V-100-055	1	15012551055S	15012551055I
02	Electric panel 1 speed / frequency inverter	1	0415CMS055400	0415CF055400
03	Base stand support KBM-40	1	03091501027	
04	Flexible joint JE-850 (850x850)	1	1805AV8585	
05	Straight section TR-850 (850x850x1000)	1	1805TR850	
06	Curved section 90° TC-850 (850x850)	1	1805TC850	
07	3-way air diffuser DCH-3-40	1	0323150140301	
-	Pre filter PG4-25	8	04150125G412	04150125G412I
-	UV WATER treatment	1	031501101010M	
-	Protective case FU-25-V	1	03021502025V	

AD-25-V-100-055

Evaporative cooler with bottom air outlet



Wall installation with impulsion nozzles



POSITION	DESCRIPTION	UNITS	STANDARD	INOX
01	Evaporative cooler AD-25-V-100-055	1	15012551055S	15012551055I
02	Electric panel 1 speed / frequency inverter	1	0415CMS055400	0415CF055400
03	Base stand support KBM-40	1	03091501027	
04	Flexible joint JE-850 (850x850)	1	1805AV8585	
05	Straight section TR-850 (850x850x1000)	1	1805TR850	
06	Curved section 90° TC-850 (850x850)	1	1805TC850	
07	High induction nozzles CI-300	1	04150PAKCONO	
-	Pre filter PG4-25	8	04150125G412	04150125G412I
-	UV WATER treatment	1	031501101010M	
-	Protective case FU-25-V	1	03021502025V	